



RepScrubs®

+



Green
Security

LINKING YOUR REPSCRUBS AND GREEN SECURITY PROFILES

RepScrubs User Guide



TABLE OF CONTENTS

HOW TO LINK YOUR PROFILES AS AN EXISTING REPSCRUBS ACCOUNT	3
STEP 1: Log Into Your RepScrubs Account	3
STEP 2: Navigate to your "Registrant Profile"	3
STEP 3: Select "Edit" to update your profile.....	3
STEP 4: Select "Link to Green Security Credentialing System	4
STEP 5: Log into your Green Security Account.....	4
STEP 6: Click "ACTIVATE" to acknowledge & complete linking process.....	5
STEP 7: Your accounts are successfully linked.....	5

Need Assistance?

RepScrubs Customer Service

407-547-2680

Green Security Customer Service

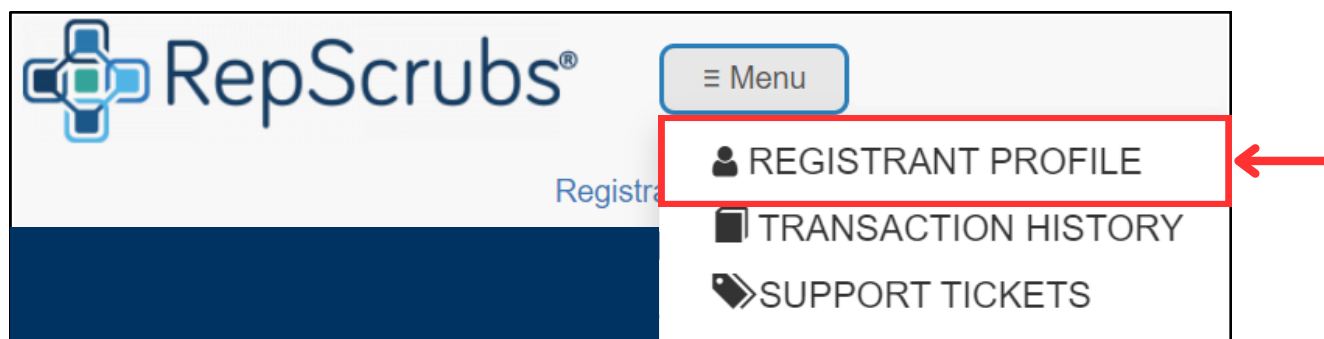
866-750-3373

HOW TO LINK YOUR PROFILES AS AN EXISTING REPSCRUBS ACCOUNT


STEP 1: Log into your RepScrubs Profile

- <https://portal.repscrubs.com/Customer/Login>

STEP 2: Navigate to the menu bar and select “Registrant Profile”



STEP 3: Select “Edit”

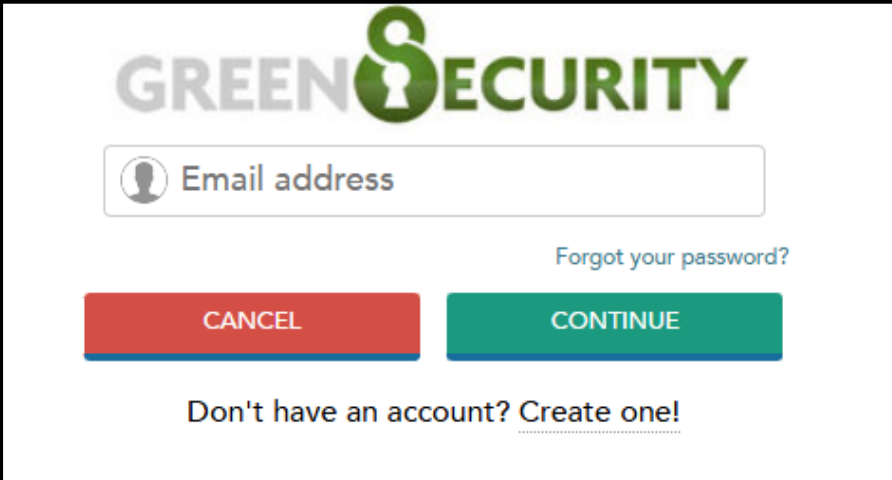
PROFILE INFORMATION	
Full name	Demo Account Name
Billing Address:	Demo Billing Address
Mobile Phone	(000)000-000
Email	Demo@RepScrubs.com
MFA ?	No
Company	Demo Company Name
Division	
Enable 'Vend' Notification ?	Yes
<div> Edit Change PIN... Change Password...</div>	

STEP 4: Select “Link your RepScrubs & Green Security Credentialing Profiles”

- Please note this link is unique to each vendor and should not be shared

Intellcentrics User ID/Account Number	Symplr BadgelD
<input type="text" value="User ID/Account Number"/>	<input type="text" value="BadgelD"/>
Link your RepScrubs & GHX Vendormate Credentialing profiles	
Link your RepScrubs & Green Security Credentialing Profiles ←	


STEP 5: Log into your Green Security Account



The login form for Green Security features the company logo at the top. Below the logo is a text input field with a person icon and the placeholder text "Email address". To the right of the input field is a link that says "Forgot your password?". Below these elements are two buttons: a red "CANCEL" button and a green "CONTINUE" button. At the bottom of the form is a link that says "Don't have an account? Create one!".

- Please ensure your RepScrubs and Green Security email addresses **are the same.**



STEP 6: Select "ACTIVE" to acknowledge & complete process


GREENSECURITY

Your Name
Your Company

LOG OUT

Activate RepScrubs for Vendors?

Link your account between RepScrubs and Green Security. This will allow for a more seamless checkin and scrubs purchase.


By clicking "Activate", you agree to the Privacy Policy and Terms of Service of both services.

Data Access


- Basic Profile Information:** Attributes such as your name, email address, and account id.

NOT NOW

ACTIVATE




STEP 7: When you land on your profile, your accounts are now successfully linked


GREENSECURITY

Your Name
Your Company

LOG OUT

DASHBOARD
ACCOUNT
CALENDAR
CREDENTIALS
FACILITIES
FAQ



Hi **Your Name**

MANAGE MY PROFILE PIC

About

Level: [Redacted]

Company: [Redacted]

Email: [Redacted]

Phone: [Redacted]


Address: [Redacted]

Update Info

If you have additional facilities to target, [click here](#).

You are not scanned in at any facilities right now.

Urgent Credentials

Credentials	Status	Manage
PROOF OF EMPLOYER GENERAL LIABILITY COVERAGE 1-2	<div>Approved</div> Expires 07/25/26	

MANAGE CREDENTIALS

Expedited Credentials

No credentials.